



Table of Contents

Introduction

The SoftwareVAULT Librarian assists you in selecting files and setting them up on your hard disk. The topics below will guide you through its operation and use.

Procedures

[Getting Started](#)

[Tutorial](#)

[Controls](#)

[Digital Impact](#)

[Other Products](#)

[Exit SoftwareVAULT Help](#)

Getting Started

Each [SoftwareVAULT](#) collection contains the finest programs on a given subject. To help you evaluate this software, we have included the [SoftwareVAULT Librarian](#) program. This is a program that will

- 1 [Let you test and examine programs in the \[SoftwareVAULT\]\(#\) collection.](#)
- 2 [Help you find programs of interest.](#)
- 3 [Help you setup these programs on your hard drive if you wish.](#)

The files on the CD-Rom are not compressed and many may be run directly from the CD-Rom

If a program can be run directly from the CD-Rom, the "RUN" button will be enabled.

If a program can be run directly from the Hard Disk, the "INSTALL and RUN" button will be enabled.

If a program needs to be installed on the Hard Disk BEFORE it can be run, the "SETUP" button will be enabled.

If there is a special text file that you should read before installing or running the program, , the "INFORMATION" button will be lit.

Tutorial... A lesson in fun

How To Use the Files on This CD-Rom.

You can use any of the programs and resources on a SoftwareVAULT Collection with just a few easy steps...

Step 1

Find and select a program or resource you'd like to use. Locate the collection or program of interest. As you browse the list of items, you will notice the description changing to explain what the current item is about. Once you find one something of interest, you have several options.

Step 2

There are several buttons on the bottom of the window. One or more of the buttons may be enabled. If the *SETUP* button is active, that means that you can install the program to your hard drive. If the *RUN* button is not enabled, you must setup the program on the hard disk before you can run it. If the *RUN* button is enabled, you can run the program directly from the CD-ROM. If the program you're interested in is designed for DOS, it may be necessary to exit Windows and run the program directly from DOS.

Step 3

Enter the drive and directory in which to put your file. If the directory does not exist, the SoftwareVAULT Librarian create this directory for you. In most cases, the Librarian will suggest a directory name for you. If the program is DOS, make a note of where you create your directory so you can find it once the Librarian is finished!

Step 4

Run the program. If the *RUN* button is active, just click on it to run the program. If you had to install the program to your hard disk and it was a windows program, a Program Manager Group and an *ICON* will have been created for you. if you selected a DOS program (like a game) then after copying the files to your hard disk, exit the Librarian and go to the directory you created for your files. To start the program, look for the file with a ".exe" on the end of it's name. This is the main executable file for your program. Execute this file. If your program is a Windows program, double-click on the new *ICON* in your new program group.

Text Menu

The text files contain information on how the [SoftwareVAULT](#) collections are assembled and how you can register [shareware](#) programs requiring registration. You will also find information about [Digital Impact](#), the copyrights on the [Librarian](#), warranties and Technical Support. There is also information about the virus precautions we take and the utilities we use.

Controls

The SoftwareVAULT Librarian is equipped with a set of controls that makes using the Librarian quick and easy.



This button will select a new collection. A list of all available collections will be displayed for you to choose from.



This button displays the Text list. Information about shareware, out warranty, copyrights, the SoftwareVAULT and the Digital Impact Story are all here. Read down the list one at a time if you wish. This is also where you will find Technical Support information. After you have finished reading the text, you will find that the book has been replaced with a picture of a CD-ROM. (see next item)



When this picture replaces the book, it means that you can click on it and you will be returned to your prior selection.



Clicking this button will get you Help in a hurry. The help system also contains a complete tutorial on how to use the Librarian.

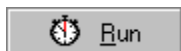


Clicking your mouse on this button will close the Librarian and return you to the Windows Program Manager.

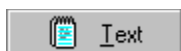
The Librarian also has a set of buttons at the bottom of the screen. These buttons perform the following functions.



Clicking your mouse on this button will run setup to install the program you selected on your hard drive.



Clicking your mouse on this button will run the selected program directly from the CD-Rom. This button may not be enabled on some programs.



Clicking your mouse on this button will show any special information relating to the program you selected.

This button may not be enabled on some programs.



Clicking your mouse on this button will print the information in the text window. This button will work on any selection.



Digital Impact

Digital Impact is primarily a software publisher. We design, publish and directly support a line of proprietary software in several categories.

We design a wide range of products, ranging from a menu and utilities package to a to a multimedia "edutainment" product. Our products are designed for a wide range of computer users -- from the novice to the expert.


We also assemble, manufacture, and distribute the SoftwareVAULT CD-ROM shareware collections. Our SoftwareVAULT line is unique because it offers a large collection of shareware: users will find hundreds of megabytes of useful programs, utilities, and much more. Furthermore, no shareware title is duplicated on any of our other general collections.

Each SoftwareVAULT collection includes the SoftwareVAULT Librarian, a complete database of all the files on the CD-ROM. With this powerful tool you can browse and search by subject or "keyword" for specific shareware files. Once a file is selected, you can tell the librarian to create the necessary directory. The file will then be copied / de-compressed to the directory and is then ready for your use.

What sets Digital Impact apart from other software publishers is that we stand behind every product we sell and we value every one of our customers. When you call our technical support staff, you will always speak with an experienced person who is very familiar with our products. We provide genuine help when you need it and we offer the same high quality service to all users, retailers, distributors, and OEM's.

For your convenience, we maintain a 24-hour Bulletin Board System (BBS) with separate conferences for each of our products. In addition to a large library of shareware available on the BBS, information can be exchanged by our customers, programmers, and software retailers. The BBS also supports online credit card orders for our products. Or, you may order by phone during business hours.

Shareware authors who wish to have their software considered for future SoftwareVAULT Collections should send complete copies of their programs to:



AUTHOR SUBMISSIONS

Digital Impact, Inc.
6506 South Lewis Suite 250
Tulsa, OK 74136
BBS: (918) 742-8037
Phone: (918) 742-2022

ImageVAULT

The name of a series of CD-Roms produced by Digital Impact. These CD-Roms contain Images taken by the worlds most famous photographers and they are all royalty free.

Other Products

SoftwareVAULT: The Sapphire Collection

This SoftwareVAULT collection contains software from all of the following categories: Multimedia, games, education, business, windows, graphics, sounds, desktop publishing, word processing, fonts, clip art, databases, virus protection, LAN utilities, BBS utilities, programming, health, food, and much more!

SoftwareVAULT: The Collection for Windows 2

From the makers of the critically-acclaimed *Collection for Windows* comes the all-new *Collection for Windows 2*. In compiling this collection, the SoftwareVAULT editors once again carefully selected software of all varieties to universally meet the needs of every Windows user. *The Collection for Windows 2* includes games, business applications, home software, productivity tools, and desktop utilities. Regardless of what type of Windows user you are, there is bound to be something on *The Collection for Windows 2* for you.

SoftwareVAULT: The Games 2 Collection

This bestselling new collection contains hundreds of the most thrilling games in shareware today, enough to keep any user entertained for months. SoftwareVAULT Games 2 contains adventure games, arcade games, board games, casino & card games, education, flight simulators, hints, miscellaneous games, puzzles, game programming, trivia, role playing games, sports, war games, virtual reality, and windows games.

SoftwareVAULT: The Ruby Collection

The eighth of the SoftwareVAULT Collections, and what a collection it is. Thousands of all new files, new Librarians for both DOS and Windows, new file search capabilities, and an all new history file so that you can find any file in any collection. Windows games, business applications, fonts, clip art, virus protection, and much, much more!

SoftwareVAULT: The Emerald Collection

Exploring a shareware collection has never been so easy! The latest edition of the SoftwareVAULT Librarian allows you to quickly and easily explore the thousands of files on the Emerald collection. The enhanced Librarian features a user-friendly interface, global search functions, and extensive help capabilities. The Emerald Collection contains all new files from 1994 with no duplicates from earlier collections. These are a few of the reasons that the Emerald Collection is Fantastic!

SoftwareVAULT: The Platinum Collection

Over 600 megabytes containing thousands of the finest and most recent shareware programs and resources available. Over 50 exciting categories including Windows, games, graphics, music,

multimedia, productivity, desktop publishing, and much more. Both a Windows and DOS interface will help you explore the vault for applications that interest you!

SoftwareVAULT: Collection for Windows

A comprehensive collection of every Windows utility imaginable. An absolute necessity for both home and business Windows users. Includes file managers, network utilities, desktop publishing programs, Windows games, business applications, fonts, clip art, virus protection, and much, much more! Thousands of programs and resources packed on one CD-ROM disc. Comes complete with the SoftwareVAULT Librarian to manage the many files included.

SoftwareVAULT: The Games Collection

Unseal this latest collection of the hottest games on the market today! A perfect gift for anyone. Contains games of all types... Arcade games, war games, flight simulators, casino games, adventure games, puzzles and much, much more! Months of entertainment, hundreds of games packed on one CD-ROM. Comes complete with the SoftwareVAULT Librarian to manage the many files included.

SoftwareVAULT: The Gold Collection

The third release in the SoftwareVAULT series, The Gold Collection contains thousands of the best shareware programs, including such recent software categories as Windows NT programs. It is truly one of the finest software collections ever assembled! The Gold Collection comes complete with the latest DOS and Windows versions of the SoftwareVAULT Librarian program.

ImageVault

Sharp, fresh images. Substance and style. Simplicity. Hundreds of impressions from nationally renowned photographers capturing people, lifestyles, industry and nature. ImageVAULT electrifies your projects with stock photos that steal the breath and excite the mind. Quality resonates in this extraordinary collection of imagery compiled with professional standards firmly in mind. Each image is available in three different image formats....Wallet, Snapshot and Standard.

ImageVAULT Pro

The highest resolution, brilliant color, flawless images. ImageVAULT Pro is a potent, cost-effective solution to your photographic needs. The agile browsing software optimizes freedom of choice. Every shot is effortlessly customizable to fit the project; crop, resize, retouch, combine and rotate however you please. Absolutely royalty and credit free. Create exceptional graphics with contemporary, powerful photographic images. Bring newsletters, invitations, and presentations to life! The professional stock photos are available in five different formats... Wallet, Snapshot, Standard, Large and Poster.

Ozzie's World™

A kid is naturally curious about how things work in the world around them. Ozzie's World™ is the fun way to help them understand. It develops memory, critical thinking, problem solving and basic science skills, too! With engaging animations, sound effects, stories, games and music, Ozzie's World™ is a multimedia wonderland for parents, educators and kids alike!



In Ozzie's World™, kids join Ozzie S. Otter™ on a magical, animated, earth-friendly exploration. It's a wonderfully engaging environment where animals talk and share their stories, and where puzzles, games and fun scientific activities are hidden around every corner. Kids will be enchanted as they learn about science and simple ways to protect the environment.

Professor C.D. Smart

Professor C.D. Smart is great for first time computer users needing to learn Windows beginning with the basics. It's also great for experienced users wanting to enhance their working knowledge of Windows.

- Learn what YOU need to learn and learn it at YOUR own pace.
- Your teacher's voice will guide you step-by-step, just like a classroom.
- Learn to change your Windows system to meet YOUR needs.
- Learn to keep your files organized and easy to find.
- Learn to make icons for those programs you use frequently.

The Course Outline includes the following lessons

- 1 Course Instruction
- 2 Working with Windows
- 3 Executing and Controlling Programs
- 4 Managing Program Manager Groups
- 5 The Options Menu
- 6 Getting Help
- 7 Disks, Files and Directories
- 8 The File Manager
- 9 Customizing Your Windows Environment
- 10 Printing

This is the easy interactive way to learn the basics of Microsoft Windows. Through the use of audio instruction, simulation, and hands-on training with your own Windows system, you will become a Windows power user.

Title Bar

This displays the name that the window is called. It is common to the Microsoft Windows Operating System.

Dialog

A window that asks you a question requiring a response, or giving you an information message.

Digital Impact

The company that produces the SoftwareVAULT collections of CD-Roms.

Extension

The part of the filename that comes after the period. For example, if the file was called "MYNAME.EEE", the "EEE" would be the extension.

Groups

A Group may contain references to one or more Areas or Categories. If a Group button on the main window is "grayed out", it means that there are no files or Areas that apply to that collection.

Librarian

This is the Files Manager designed for and used by the SoftwareVAULT collections.

Shareware

Shareware software is a unique marketing approach which allows you to purchase software directly from the author. This eliminates costly marketing, promotion, and packaging; allowing you to obtain quality software at a fraction of the commercial cost. You are encouraged to examine a program, copy it, and pass it on to friends. If you find the software program useful, you are asked to register with the software author. This usually means paying a registration fee directly to the shareware author. In return for this registration fee, you receive the right to continue to use the software and added benefits such as full documentation, technical support, and future updates of the program. This is the Try-Before-You-Buy concept.

SoftwareVAULT

The name of a series of CD-Roms produced by Digital Impact. These CD-Roms contain Shareware files and programs, Public Domain files and programs, and Pictures or Clip Art that is Free.

